

# IPEDS 2023-24 Data Collection System

IPEDS HELP DESK (877) 225-2568 | [ipedshelp@rti.org](mailto:ipedshelp@rti.org)  
OMB NO. 1850-0582 v.32 : Approval Expires 8/31/2025  
User ID: P1823061

## Student Financial Aid 2023-24

Institution: Great Basin College (182306)

User ID: P1823061

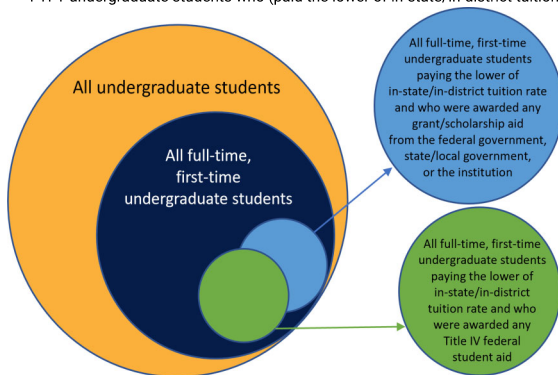
### Overview

#### IPEDS Student Financial Aid Component Overview - Academic Reporters

Welcome to the Student Financial Aid (SFA) survey component. The purpose of the SFA component is to collect information about financial aid provided to various groups of undergraduate students and military/veteran educational benefits for all students at your institution.

#### Data Reporting Reminders:

- Report data to accurately reflect the period corresponding with the IPEDS survey component, even if such reporting is seemingly inconsistent with prior-year reporting.
- Undergraduate Student Counts  
You will be asked to report information for:
  - All undergraduate students
  - Full-time, first-time degree/certificate-seeking undergraduate students (FTFT)
  - FTFT undergraduate students who (paid the lower of in-state/in-district tuition rate for public institutions and) were awarded any grant/scholarship aid from the federal government, state/local government, or the institution
  - FTFT undergraduate students who (paid the lower of in-state/in-district tuition rate for public institutions and) were awarded any Title IV federal student aid



- COA Revisions  
Revisions to Cost of Attendance (COA) used to calculate the net price of attendance can be made in this component. Consult the instructions and screens to make sure you are reporting the correct aid amounts for the correct groups of students.
- College Affordability and Transparency Lists  
Net price amounts calculated in SFA will be used to populate the U.S. Department of Education's College Affordability and Transparency lists.
- Interactive Edits and Error Messages  
SFA contains interactive edits that will check for blank fields, invalid values, or values that fall outside expected ranges. Some error messages will require you to confirm or explain the values that you entered. Some error messages are fatal and will require you to contact the IPEDS Help Desk at (877) 225-2568 for resolution.
- Context Boxes  
You will find optional text boxes throughout SFA. Context boxes allow you to provide more information about the data you enter. Some of these context boxes may be made available to the public on College Navigator, so make sure that the information you enter can be understood easily by students, parents, and the public.

#### Changes to reporting:

The following changes were implemented for the 2023-24 data collection period:

- Removed the 'Groups terminology'
- Renumbered lines on screens and in instructions
- Reiterated instructions on what is reported in each part for specific students and reporting periods
- Rephrased "room and board" terminology in survey materials to "food and housing," including Glossary terms
- Added FAQ regarding inclusion of incarcerated students
- Revised FAQ regarding experimental site participants

#### Resources:

- To download the survey materials for this component: [Survey Materials](#)
- To access your prior year data submission for this component: [Reported Data](#)

If you have questions about completing this survey, please contact the IPEDS Help Desk at 1-877-225-2568.

Institution: Great Basin College (182306)

User ID: P1823061

Section 1: Part A - Establish Your Student Counts

Part A - Establish Your Student Counts

Instructions:

In the fields below, report the number of students enrolled in Fall 2022.

Reporting Reminders:

- Part A establishes student counts.
- The numbers on this screen are carried forward to other parts of the Student Financial Aid Survey component and checked for consistency with data reported in other survey components.

|    |  | YOUR CURRENT YEAR DATA             | YOUR PRIOR YEAR DATA |
|----|--|------------------------------------|----------------------|
|    |  | Fall 2022                          | Fall 2021            |
| 02 | <b>i</b> All undergraduate students  | <input type="text" value="3,197"/> | 3,414                |
| 03 | All degree/certificate-seeking undergraduate students<br>Of those on line 02, those who are <b>degree/certificate-seeking</b>  | <input type="text" value="1,938"/> |                      |
| 04 | Of those on line 02, those who are <b>non-degree/non-certificate-seeking</b> (Line 02 – Line 03)   | 1,259                              |                      |
| 05 | All full-time, first-time degree certificate-seeking undergraduate students<br>Of those on line 03, those who are <b>full-time, first-time</b>   | <input type="text" value="116"/>   | 130                  |
| 06 | Of those on line 05, those awarded any: <ul style="list-style-type: none"> <li>• <b>Federal Work Study</b>,</li> <li>• <b>Loans to students</b>,</li> <li>• Grant or scholarship aid from the federal government, state/local government, the institution, or</li> <li>• Other sources known to the institution</li> </ul> | <input type="text" value="75"/>    | 89                   |
| 07 | Of those on line 05, those awarded any: <ul style="list-style-type: none"> <li>• <b>loans to students</b> or</li> <li>• Grant or scholarship aid from the federal government, state/local government, or the institution</li> </ul>  | <input type="text" value="75"/>    | 89                   |
| 08 | Of those on line 05, those (paying the lower of in-state or in-district tuition rate for public institutions) who were awarded grant or scholarship aid from the federal government, state/local government, or the institution  | <input type="text" value="64"/>    | 74                   |
| 09 | Of those on line 05, those (paying the lower of in-state or in-district tuition rate for public institutions) who were awarded any <b>Title IV federal student aid</b>   | <input type="text" value="37"/>    | 42                   |

Institution: Great Basin College (182306)

User ID: P1823061

Section 1: Part B - Student Counts and Financial Aid Award Amounts

Part B - Enter Student Counts and Financial Aid Award Amounts

For this part, report:

| For These Students   | The Following Type(s) of Aid   | Awarded in This Period  |
|--|--|---|
| <ul style="list-style-type: none"> <li>All undergraduate students enrolled in Fall 2022 for the 2022-23 academic year as defined by the institution</li> </ul> | <ul style="list-style-type: none"> <li>Grant or scholarship aid from:                             <ul style="list-style-type: none"> <li>federal government</li> <li>state/local government</li> <li>the institution</li> <li>other sources known to the institution</li> </ul> </li> <li>Loans to students from:                             <ul style="list-style-type: none"> <li>the federal government</li> </ul> </li> </ul> | <ul style="list-style-type: none"> <li>Any time during academic year 2022-23</li> </ul> |
| Information from Part A  |  | Fall 2022   |
| All undergraduate students (This number is carried forward from Part A, Line 02.)  |  | 3,197   |
| Degree/certificate-seeking undergraduate students (This number is carried forward from Part A, Line 03.)   |  | 1,938   |
| Non-degree/non-certificate-seeking undergraduate students (This number is carried forward from Part A, Line 04.)   |  | 1,259   |

In the fields below, report the student counts and the total amount of aid awarded for each aid type and student category.

| Aid Type |  | 2022-23                                 |   |                             |   |   |   |                             |   |   |   |   |                               |
|----------|--|---|---|-----------------------------|---|---|---|-----------------------------|---|---|---|---|-------------------------------|
|          |  | All undergraduate students              |   |                             |   | All degree/certificate-seeking undergraduates |   |                             |   | All non-degree/non-certificate-seeking undergraduates |   |   |                               |
|          |  | Number students who were awarded aid    | Percentage of students who were awarded aid | Total amount of aid awarded | Average amount of aid awarded (Col.3/Col.1) | Number students who were awarded aid          | Percentage of students who were awarded aid | Total amount of aid awarded | Average amount of aid awarded (Col.7/Col.5) | Number students who were awarded aid (Col.1-Col.5)    | Percentage of students who were awarded aid | Total amount of aid awarded (Col.3-Col.7) | Average amount of aid awarded |
|          |  | Col. 1                                  | Col. 2                                      | Col. 3                      | Col. 4                                      | Col. 5  | Col. 6                                      | Col. 7                      | Col. 8                                      | Col. 9  | Col. 10                                     | Col. 11                                   | Col. 12                       |
| 01       | Grant or scholarship aid from the federal government, state/local government, the institution, and other sources known to the institution (Do NOT include federal student loans) | 1,048                                   | 33  | 3,309,947                   | 3,158                                       | 1,008   | 52  | 2,860,104                   | 2,837                                       | 40  | 3   | 449,843                                   | 11,246                        |
| 02       | Federal Pell Grants  | 649                                     | 20  | 2,628,772                   | 4,050                                       | 648   | 33  | 2,624,462                   | 4,050                                       | 1   | 0   | 4,310                                     | 4,310                         |
| 03       | Federal loans to students  | <input checked="" type="checkbox"/> 159 | 5   | 1,201,985                   | 7,560                                       | 158   | 8   | 1,196,497                   | 7,573                                       | 1   | 0   | 5,488                                     | 5,488                         |

You may use the box below to provide additional context for the data you have reported above. Context notes will be posted on the College Navigator website. Therefore, you should write all context notes using proper grammar (e.g., complete sentences with punctuation) and common language that can be easily understood by students and parents (e.g., spell out acronyms).

Non-applicable

Institution: Great Basin College (182306)

User ID: P1823061

Section 1: Part C, Page 1 - full-time, first-time degree/certificate-seeking undergraduate students

**Part C, Page 1 - Enter Information about full-time, first-time degree/certificate-seeking undergraduate students**

Reporting Reminders:

- In the fields below, report the number of full-time, first-time degree/certificate-seeking undergraduate students enrolled in Fall 2022 paying the lower of in-state or in-district tuition rate. If your institution does not offer different rates, report all students as paying in-state tuition rates.

| Information from Part A         |  | Fall 2022                       |                        |                        |
|---------------------------------|--|---------------------------------|------------------------|------------------------|
| 01                              | Full-time, first-time degree/certificate-seeking undergraduate students<br>(This number is carried forward from Part A, Line 05) | 116                             |                        |                        |
| Full-time, first-time students: |  | YOUR CURRENT YEAR DATA          |                        | YOUR PRIOR YEAR DATA   |
|                                 |  | Fall 2022                       |                        | Fall 2021              |
|                                 |  | Number of students              | Percentage of students | Percentage of students |
| 02                              | <u>paying in-district tuition rates</u>  | <input type="text" value="0"/>  | 0                      | 0                      |
| 03                              | <u>paying in-state tuition rates</u>   | <input type="text" value="99"/> | 85                     | 82                     |
| 04                              | <u>paying out-of-state tuition rates</u>   | <input type="text" value="17"/> | 15                     | 18                     |
| 05                              | Unknown (calculated value)<br>This value is calculated using the following formula:<br>[Line 01-(Line 02 +Line 03 +Line 04)]     | 0                               | 0                      | 0                      |

Institution: Great Basin College (182306)

User ID: P1823061

Section 1: Part C, Page 2 - full-time, first-time degree/certificate-seeking undergraduate students

Part C, Page 2 - Enter information about full-time, first-time degree/certificate-seeking undergraduate students.

For this part, report:

| For These Students  | The Following Type(s) of Aid  | Awarded in This Period  |
|---|---|---|
| <ul style="list-style-type: none"> <li>Full-time, first-time degree/certificate-seeking undergraduate students enrolled in Fall 2022 for the 2022-23 academic year as defined by the institution</li> </ul> | <ul style="list-style-type: none"> <li>Grant or scholarship aid from:                             <ul style="list-style-type: none"> <li>federal government</li> <li>state/local government</li> <li>the institution</li> </ul> </li> <li>Loans to students from:                             <ul style="list-style-type: none"> <li>the federal government</li> <li>other sources, including private or other loans</li> </ul> </li> <li>Do not include:                             <ul style="list-style-type: none"> <li>grant or scholarship aid from private or other sources</li> <li>PLUS loans or loans made to anyone other than the student</li> </ul> </li> </ul> | <ul style="list-style-type: none"> <li>Any time during academic year 2022-23</li> </ul> |

| Information from Part A   | Fall 2022 |
|---|-----------|
| Full-time, first-time degree/certificate-seeking undergraduate students (This number is carried forward from Part A, Line 05)   | 116       |
| (This number is carried forward from Part A, Line 06) <ul style="list-style-type: none"> <li>Full-time, first-time degree/certificate-seeking undergraduate students awarded:                             <ul style="list-style-type: none"> <li>Federal Work Study</li> <li>Loans to students</li> <li>Grant or scholarship aid from the federal government, state/local government, or the institution</li> <li>Other sources known to the institution</li> </ul> </li> </ul> | 75        |
| (This number is carried forward from Part A, Line 07) <ul style="list-style-type: none"> <li>Full-time, first-time degree/certificate-seeking undergraduate students awarded:                             <ul style="list-style-type: none"> <li>Loans to students</li> <li>Grant or scholarship aid from the federal government, state/local government, or the institution</li> </ul> </li> </ul>   | 75        |
| (This number is carried forward from Part A, Line 08) <ul style="list-style-type: none"> <li>Full-time, first-time degree/certificate-seeking undergraduate students who paying the lower of in-state or in-district tuition rate for public institutions were awarded:                             <ul style="list-style-type: none"> <li>Grant or scholarship aid from the federal government, state/local government, or the institution</li> </ul> </li> </ul>              | 64        |

In the fields below, report the number of full-time, first-time degree/certificate-seeking undergraduate students and the total amount of aid awarded for each type of aid. Enter unduplicated student counts within a each aid category (e.g., Federal Pell Grants). However, a student can appear in more than one aid category.

| Aid Type |   | Full-time, first-time degree/certificate-seeking undergraduate students (Part A, Line 05) |   |  |  |  |
|----------|---|---|---|--|--|--|
|          |   | CURRENT YEAR DATA   |   |  |  | YOUR PRIOR YEAR DATA                           |
|          |   | Fall 2022   |   |  |  | Fall 2021                                      |
|          |   | Number of FTFT students awarded aid   | Percentage of FTFT students awarded aid | Total amount of aid awarded to FTFT students | Average amount of aid awarded to FTFT students | Average amount of aid awarded to FTFT students |
| 01       | Grants or scholarships from the federal government, state/local government, or the institution    | <input type="text" value="75"/>   | 65                                      | 382,181                                      | <input checked="" type="checkbox"/> 5,096      | 5,865  |
| 02       | Federal grants and scholarship aid  | <input type="text" value="46"/>   | 40                                      | 213,587                                      | 4,643  | 5,217  |
| 03       | Federal Pell Grants   | <input type="text" value="46"/>   | 40                                      | <input type="text" value="210,787"/>         | 4,582  | 5,184  |
| 04       | Other federal grants and scholarship aid  | <input type="text" value="2"/>  | 2                                       | <input type="text" value="2,800"/>           | 1,400  | 825  |
| 05       | State/local government grant or scholarship aid (includes fellowships/tuition waivers/exemptions) | <input type="text" value="61"/>   | 53                                      | <input type="text" value="151,093"/>         | 2,477  | 2,624  |
| 06       | Institutional grant or scholarship aid (includes fellowships/tuition waivers/exemptions)          | <input type="text" value="9"/>  | 8                                       | <input type="text" value="17,501"/>          | <input checked="" type="checkbox"/> 1,945      | 4,782  |
| 07       | Loans to students   | <input type="text" value="8"/>  | 7                                       | 54,649                                       | <input checked="" type="checkbox"/> 6,831      | 5,955  |
| 08       | Federal loans to students   | <input type="text" value="7"/>  | 6                                       | <input type="text" value="42,743"/>          | 6,106  | 5,955  |
| 09       | Other loans to students (including private loans)   | <input type="text" value="1"/>  | 1                                       | <input type="text" value="11,906"/>          | 11,906   |  |

You may use the box below to provide additional context for the data you have reported above. Context notes will be posted on the College Navigator website. Therefore, you should write all context notes using proper grammar (e.g., complete sentences with punctuation) and common language that can be easily understood by students and parents (e.g., spell out acronyms).

Institution: Great Basin College (182306)

User ID: P1823061

Section 1: Comparison Chart

**Comparison Chart**

Reporting Reminders:

- Based on the information reported on the previous screens for all undergraduate students and full-time, first-time degree/certificate-seeking undergraduate students, this comparison chart seeks to help institutions check their reported data. Assuming the information reported is correct, the calculated fields for 'All Other Undergraduate students' should be the balance. Similarly, comparison chart values for all degree/certificate and all non-degree/ certificate undergraduates should match the total reported in columns 1-4 in Section 1, Part B. If the balance does not check with your institution's calculations, please correct your reported numbers before moving forward with the completion of the SFA survey component.
- Data for all degree/certificate seeking undergraduate students and full-time, first-time undergraduate students are published on College Navigator.

Note:

- Data for the 'all other degree/certificate undergraduate' students and all non-degree/certificate undergraduate students will appear in the IPEDS Data Center for data users, but not in College Navigator.

|    |   | Fall 2022          | Academic Year 2022-23 | Academic Year 2022-23 |
|----|---|--------------------|-----------------------|-----------------------|
|    |   | Number of students | Federal Pell grants   | Federal Student Loans |
| 01 | All degree/certificate seeking undergraduate students                   | 1,938              |                       |                       |
| 02 | Number of students awarded aid  |                    | 648                   | 158                   |
| 03 | Percentage awarded aid  |                    | 33                    | 8                     |
| 04 | Total amount of aid awarded   |                    | 2,624,462             | 1,196,497             |
| 05 | Average amount of aid awarded   |                    | 4,050                 | 7,573                 |
| 06 | Full-time, first-time degree/certificate seeking undergraduate students | 116                |                       |                       |
| 07 | Number of students awarded aid  |                    | 46                    | 7                     |
| 08 | Percentage awarded aid  |                    | 40                    | 6                     |
| 09 | Total amount of aid awarded   |                    | 210,787               | 42,743                |
| 10 | Average amount of aid awarded   |                    | 4,582                 | 6,106                 |
| 11 | All other degree/certificate seeking undergraduate students             | 1,822              |                       |                       |
| 12 | Number of students awarded aid  |                    | 602                   | 151                   |
| 13 | Percentage awarded aid  |                    | 33                    | 8                     |
| 14 | Total amount of aid awarded   |                    | 2,413,675             | 1,153,754             |
| 15 | Average amount of aid awarded   |                    | 4,009                 | 7,641                 |
| 16 | All non-degree/non-certificate-seeking undergraduate students           | 1,259              |                       |                       |
| 17 | Number of students awarded aid  |                    | 1                     | 1                     |
| 18 | Percentage awarded aid  |                    | 0                     | 0                     |
| 19 | Total amount of aid awarded   |                    | 4,310                 | 5,488                 |
| 20 | Average amount of aid awarded   |                    | 4,310                 | 5,488                 |

Institution: Great Basin College (182306)

User ID: P1823061

Section 1: Cost of Attendance

Cost of attendance for full-time, first-time undergraduate students

Reporting Reminders:

- These numbers are carried forward from Institutional Characteristics (IC) Survey and should only be changed if an error was made in the reporting.
- Please review the amounts below for accuracy and consistency with your institution's records. These data will be made available to the public on College Navigator. If your institution participates in any Title IV programs (Federal Pell Grant, Federal Direct Loan, etc.), all information must be reported.
- Estimates of expenses for books and supplies, food and housing, and other expenses are those from the **Cost of Attendance report** used by the financial aid office in determining financial need. Please talk to your IC Survey data reporter before changing these numbers to ensure the data is correct.

| Charges for full academic year              | 2020-21 | 2021-22 | 2022-23 |
|---|---------|---------|---------|
| <b>Published tuition and required fees:</b> |         |         |         |
| <u>In-district</u>                          |         |         |         |
| Tuition                                     | 3,083   | 3,428   | 3,608   |
| Required fees                               | 165     | 165     | 165     |
| Tuition + fees total                        | 3,248   | 3,593   | 3,773   |
| <u>In-state</u>                             |         |         |         |
| Tuition                                     | 3,083   | 3,428   | 3,608   |
| Required fees                               | 165     | 165     | 165     |
| Tuition + fees total                        | 3,248   | 3,593   | 3,773   |
| <u>Out-of-state</u>                         |         |         |         |
| Tuition                                     | 10,438  | 12,644  | 12,872  |
| Required fees                               | 165     | 165     | 165     |
| Tuition + fees total                        | 10,603  | 12,809  | 13,037  |
| <b>Books and supplies</b>                   |         |         |         |
|   | 1,670   | 1,670   | 1,670   |
| <b>On-campus:</b>                           |         |         |         |
| Food and housing                            | 6,000   | 6,000   | 6,000   |
| Other expenses                              | 3,900   | 3,900   | 3,900   |
| Food and housing and other expenses         | 9,900   | 9,900   | 9,900   |
| <b>Off-campus (not with family):</b>        |         |         |         |
| Food and housing                            | 6,500   | 6,500   | 6,500   |
| Other expenses                              | 3,900   | 3,900   | 3,900   |
| Food and housing and other expenses         | 10,400  | 10,400  | 10,400  |
| <b>Off-campus (with family):</b>            |         |         |         |
| Other expenses                              | 3,900   | 3,900   | 3,900   |

Institution: Great Basin College (182306)

User ID: P1823061

Section 1: Part D

**Part D - Enter information about full-time, first-time degree/certificate-seeking undergraduate students paying the lower of in-state or in-district tuition rate who were awarded grant or scholarship aid from the following sources: the federal government, state/local government, or the institution**

Reporting Reminders:

- The information you report in this part will be used in Part F to calculate average institutional net price.
- Do not include students who received HEERF grants only.
- For this part, report:

| For These Students  | The Following Type(s) of Aid   | Awarded in This Period  |
|---|--|---|
| <ul style="list-style-type: none"> <li>• Full-time, first-time degree/certificate-seeking undergraduate students enrolled in Fall 2022 for the 2022-23 academic year as defined by the institution paying the lower of in-state or in-district tuition rate for public institutions who were awarded grant or scholarship aid from the following sources: the federal government, state/local government, or the institution</li> <li>• Do <b>not</b> include students awarded only grant or scholarship aid from private or other sources, or students awarded only non-grant aid</li> </ul> | <ul style="list-style-type: none"> <li>• Grant or scholarship aid from:                             <ul style="list-style-type: none"> <li>◦ federal government</li> <li>◦ state/local government</li> <li>◦ the institution</li> </ul> </li> <li>• Do <b>not</b> include:                             <ul style="list-style-type: none"> <li>◦ grant or scholarship aid from private or other sources</li> <li>◦ federal student loans</li> <li>◦ parent PLUS loans</li> <li>◦ private loans</li> <li>◦ HEERF grants</li> <li>◦ Federal Work Study amounts</li> </ul> </li> </ul> | <ul style="list-style-type: none"> <li>• Any time during academic year 2022-23</li> </ul> |

In the fields below, report the number of full-time, first-time degree/certificate-seeking undergraduate students paying the lower of in-state or in-district tuition rate awarded grant or scholarship aid from the following sources: the federal government, state/local government, or the institution with each type of living arrangement and the total amount of grant or scholarship aid from the federal government, state/local government, or the institution awarded to these students. Do not include HEERF grants.

| Information from Part A:   |   | YOUR PRIOR YEAR DATA 2020-21         | YOUR PRIOR YEAR DATA 2021-22  | YOUR CURRENT YEAR DATA 2022-23       |
|--|---|--------------------------------------|---|--------------------------------------|
| 01   | Full-time, first-time degree/certificate-seeking undergraduate students paying the lower of in-state or in-district tuition rate for public institutions who were awarded grant or scholarship aid from the following sources: the federal government, state/local government, or the institution (This number is carried forward from Part A, Line 08) | <input type="text" value="46"/>      | <input checked="" type="checkbox"/> <input type="text" value="74"/> | 64                                   |
| Report the number of these students from Part A, Line 08 with the following living arrangements: |   | YOUR PRIOR YEAR DATA 2020-21         | YOUR PRIOR YEAR DATA 2021-22  | YOUR CURRENT YEAR DATA 2022-23       |
| 02   | <u>On-campus</u>  | <input type="text" value="4"/>       | <input type="text" value="15"/>                                     | <input type="text" value="6"/>       |
| 03   | <u>Off-campus (with family)</u>   | <input type="text" value="20"/>      | <input type="text" value="33"/>                                     | <input type="text" value="32"/>      |
| 04   | <u>Off-campus (not with family)</u>   | <input type="text" value="22"/>      | <input type="text" value="26"/>                                     | <input type="text" value="26"/>      |
| 05   | Unknown (calculated)<br>This value is calculated using the following formula:<br>Line 01 - (Line 02 +Line 03 +Line 04)  | 0                                    | 0   | 0                                    |
| 06   | <b>Report the total amount of grant or scholarship aid from the federal government, state/local government, or the institution awarded to these students. Do not include HEERF grants.</b>  | <input type="text" value="212,681"/> | <input type="text" value="414,759"/>                                | <input type="text" value="324,725"/> |
| 07   | Average grant or scholarship aid from the federal government, state/local government, or the institution awarded to full-time, first-time degree/certificate undergraduate students (calculated value).<br>This value is calculated using the following formula: Line 06/Line 01  | 4,624                                | 5,605   | 5,074                                |

You may use the box below to provide additional context for the data you have reported above. Context notes will be posted on the College Navigator website. Therefore, you should write all context notes using proper grammar (e.g., complete sentences with punctuation) and common language that can be easily understood by students and parents (e.g., spell out acronyms).



Institution: Great Basin College (182306)

User ID: P1823061

Section 1: Part E

**Part E – Enter Information about full-time, first-time degree/certificate-seeking undergraduate students paying the lower of in-state or in-district tuition rate awarded any Title IV federal student aid, including federal grants or federal student loans.**

Reporting Reminders:

- The information you report in this part will be used in Part G to calculate average institutional net price by income level.
- Do not include students who received HEERF grants only.
- For this part, report:

| For These Students  | The Following Type(s) of Aid   | Awarded in This Period  |
|---|--|---|
| <ul style="list-style-type: none"> <li>• Full-time, first-time degree/certificate-seeking undergraduate students enrolled Fall 2022 for the 2022-23 academic year as defined by the institution paying the lower of in-state or in-district tuition rate for public institutions who were awarded any Title IV federal student aid</li> </ul> | <ul style="list-style-type: none"> <li>• Grant or scholarship aid from:                             <ul style="list-style-type: none"> <li>◦ federal government</li> <li>◦ state/local government</li> <li>◦ the institution</li> </ul> </li> <li>• Do <b>not</b> include:                             <ul style="list-style-type: none"> <li>◦ grant or scholarship aid from private or other sources</li> <li>◦ federal student loans</li> <li>◦ parent PLUS loans</li> <li>◦ private loans</li> <li>◦ HEERF grants</li> <li>◦ Federal Work Study amounts</li> </ul> </li> </ul> | <ul style="list-style-type: none"> <li>• Any time during academic year 2022-23</li> </ul> |

- In the fields below, report the number of full-time, first-time degree/certificate-seeking undergraduate students awarded any Title IV students with each type of living arrangement and the total amount of grant or scholarship aid from the federal government, state/local government, or the institution awarded to these students by income level.


| Information from Part A:   |   | 2020-21                         | 2021-22   | 2022-23                         |
|--|---|---------------------------------|---|---------------------------------|
| 01   | Full-time, first-time degree/certificate-seeking undergraduate students paying the lower of in-state or in-district tuition rate for public institutions who were awarded any Title IV federal student aid (This number is carried forward from Part A, Line 09)<br>Report the number of these students with the following living arrangements: | <input type="text" value="31"/> | <input checked="" type="checkbox"/> <input type="text" value="42"/> | <input type="text" value="37"/> |
| Report the number of these students from Part A, Line 09 with the following living arrangements: |   | YOUR PRIOR YEAR DATA            | YOUR PRIOR YEAR DATA  | YOUR CURRENT YEAR DATA          |
|  |   | 2020-21                         | 2021-22   | 2022-23                         |
| 02   | <u>On-campus</u>  | <input type="text" value="3"/>  | <input type="text" value="8"/>                                      | <input type="text" value="3"/>  |
| 03   | <u>Off-campus (with family)</u>   | <input type="text" value="15"/> | <input type="text" value="21"/>                                     | <input type="text" value="21"/> |
| 04   | <u>Off-campus (not with family)</u>   | <input type="text" value="13"/> | <input type="text" value="13"/>                                     | <input type="text" value="12"/> |
| 05   | Unknown (calculated)<br>This value is calculated using the formula: [Line 01 - (Line 02 +Line 03 + Line 04)]  | <input type="text" value="0"/>  | <input type="text" value="0"/>                                      | <input type="text" value="1"/>  |

| Full-Time, First-Time Degree/Certificate Undergraduates Awarded Title IV Aid |   |  |  |   |
|--|---|--|--|---|
| 2020-21  |   |  |  |   |
|  | Number of students awarded any Title IV aid | Of those in Column 1, the number awarded any grant or scholarship aid from the following sources: the federal government, state/local government, or the institution | For those in Column 1, the total amount of grant or scholarship aid awarded from the following sources: the federal government, state/local government, or the institution | <b>i</b> Average amount of federal, state/local, and institutional grant or scholarship aid awarded to students in Column 1 |
| Income level   | Col. 1                                      | Col. 2   | Col. 3   | Col. 4  |
| 01 \$0-30,000  | <input type="text" value="21"/>             | <input type="text" value="21"/>  | <input type="text" value="113,741"/>   | <input type="text" value="5,416"/>  |
| 02 \$30,001-48,000   | <input type="text" value="5"/>              | <input type="text" value="5"/>   | <input type="text" value="16,961"/>  | <input type="text" value="3,392"/>  |
| 03 \$48,001-75,000   | <input type="text" value="4"/>              | <input type="text" value="4"/>   | <input type="text" value="4,158"/>   | <input type="text" value="1,040"/>  |
| 04 \$75,001-110,000  | <input type="text" value="1"/>              | <input type="text" value="1"/>   | <input type="text" value="500"/>   | <input type="text" value="500"/>  |
| 05 \$110,001 and more  | <input type="text" value="0"/>              | <input type="text" value="0"/>   | <input type="text" value="0"/>   |   |
| 06 Total all income levels   | <input type="text" value="31"/>             | <input type="text" value="31"/>  | <input type="text" value="135,360"/>   | <input type="text" value="4,366"/>  |

| 2021-22                    |   |  |  |   |
|----------------------------|---|--|--|---|
|                            | Number of students awarded any Title IV aid                         | Of those in Column 1, the number awarded any grant or scholarship aid from the following sources: the federal government, state/local government, or the institution | For those in Column 1, the total amount of grant or scholarship aid awarded from the following sources: the federal government, state/local government, or the institution | <b>i</b> Average amount of federal, state/local, and institutional grant or scholarship aid awarded to students in Column 1 |
| Income level               | Col. 1  | Col. 2   | Col. 3   | Col. 4  |
| 01 \$0-30,000              | <input type="text" value="25"/>                                     | <input type="text" value="25"/>  | <input type="text" value="135,473"/>   | <input type="text" value="5,419"/>  |
| 02 \$30,001-48,000         | <input type="text" value="7"/>                                      | <input type="text" value="7"/>   | <input type="text" value="36,672"/>  | <input type="text" value="5,239"/>  |
| 03 \$48,001-75,000         | <input type="text" value="4"/>                                      | <input type="text" value="4"/>   | <input type="text" value="13,072"/>  | <input type="text" value="3,268"/>  |
| 04 \$75,001-110,000        | <input type="text" value="2"/>                                      | <input type="text" value="1"/>   | <input type="text" value="3,845"/>   | <input type="text" value="1,923"/>  |
| 05 \$110,001 and more      | <input type="text" value="4"/>                                      | <input type="text" value="0"/>   | <input type="text" value="0"/>   | <input type="text" value="0"/>  |
| 06 Total all income levels | <input checked="" type="checkbox"/> <input type="text" value="42"/> | <input type="text" value="37"/>  | <input checked="" type="checkbox"/> <input type="text" value="189,062"/>   | <input type="text" value="4,501"/>  |

| 2022-23 |  |  |  |  |
|---------|--|--|--|--|
|---------|--|--|--|--|

|              |                         | Number of students awarded any Title IV aid | Of those in Column 1, the number awarded any grant or scholarship aid from the following sources: the federal government, state/local government, or the institution | For those in Column 1, the total amount of grant or scholarship aid awarded from the following sources: the federal government, state/local government, or the institution | <b>i</b> Average amount of federal, state/local, and institutional grant or scholarship aid awarded to students in Column 1 |
|--------------|-------------------------|---|--|--|---|
| Income level |                         | Col. 1                                      | Col. 2   | Col. 3   | Col. 4  |
| 01           | \$0-30,000              | <input type="text" value="21"/>             | <input type="text" value="16"/>  | <input type="text" value="102,581"/>   | <input checked="" type="checkbox"/> 4,885   |
| 02           | \$30,001-48,000         | <input type="text" value="5"/>              | <input type="text" value="5"/>   | <input type="text" value="30,909"/>  | 6,182   |
| 03           | \$48,001-75,000         | <input type="text" value="8"/>              | <input type="text" value="8"/>   | <input type="text" value="27,851"/>  | 3,481   |
| 04           | \$75,001-110,000        | <input type="text" value="2"/>              | <input type="text" value="2"/>   | <input type="text" value="4,690"/>   | 2,345   |
| 05           | \$110,001 and more      | <input type="text" value="1"/>              | <input type="text" value="0"/>   | <input type="text" value="0"/>   | 0   |
| 06           | Total all income levels | 37  | 31   | 166,031  | 4,487   |

 You may use the box below to provide additional context for the data you have reported above. Context notes will be posted on the College Navigator website. Therefore, you should write all context notes using proper grammar (e.g., complete sentences with punctuation) and common language that can be easily understood by students and parents (e.g., spell out acronyms).

Section 1: Part F

**Part F – Net Price Calculation for Full-time, first-time degree/certificate-seeking undergraduate students awarded grant or scholarship aid from the federal government, state/local government, or the institution**

- Note:
- The following net price calculation is based on information that your institution reported in the Institutional Characteristics and Student Financial Aid components. For more information about the data your institution reported in the Institutional Characteristics component, please contact your institution's IPEDS Keyholder.

| Cost of attendance components |  | YOUR PRIOR YEAR DATA | YOUR PRIOR YEAR DATA | YOUR CURRENT YEAR DATA |
|-------------------------------|--|----------------------|----------------------|------------------------|
|                               |  | 2020-21              | 2021-22              | 2022-23                |
| 01                            | Published <u>tuition</u> and <u>required fees</u> (lower of in-state or in-district tuition rate for public institutions)  | 3,248                | 3,593                | 3,773                  |
| 02                            | <u>Books and supplies</u>  | 1,670                | 1,670                | 1,670                  |
| 03                            | <u>Food and housing</u> and <u>other expenses</u> by living arrangement  |                      |                      |                        |
|                               | 03a <u>On-campus</u>   | 9,900                | 9,900                | 9,900                  |
|                               | 03b <u>Off-campus (with family)</u>  | 3,900                | 3,900                | 3,900                  |
|                               | 03c <u>Off-campus (not with family)</u>  | 10,400               | 10,400               | 10,400                 |
| 04                            | Number of these students by living arrangement   | YOUR PRIOR YEAR DATA | YOUR PRIOR YEAR DATA | YOUR CURRENT YEAR DATA |
|                               |  | 2020-21              | 2021-22              | 2022-23                |
|                               | 04a <u>On-campus</u>   | 4                    | 15                   | 6                      |
|                               | 04b <u>Off-campus (with family)</u>  | 20                   | 33                   | 32                     |
|                               | 04c <u>Off-campus (not with family)</u>  | 22                   | 26                   | 26                     |
|                               | 04d Unknown  | 0                    | 0                    | 0                      |
| 05                            | Weighted average for food and housing and other expenses by number of students for each living arrangement (excluding unknown values)<br>See instructions for the formula for this calculation | 7,530                | 7,400                | 7,103                  |
| 06                            | Total cost of attendance<br>This value is calculated using the following formula: [F01+F02+F05]  | 12,448               | 12,663               | 12,546                 |
| 07                            | Average amount of grant or scholarship aid awarded to these students from the following sources: the federal government, state/local government, and the institution                           | 4,624                | 5,605                | 5,074                  |
| 08                            | Average institutional <u>net price</u> for these students<br>This value is calculated using the following formula: [F06-F07]   | 7,824                | 7,058                | 7,472                  |

As required by the *Higher Education Act of 1965, as amended*, these amounts will be posted on the U.S. Department of Education's College Navigator website and used in the U.S. Department of Education's College Affordability and Transparency Lists.

You may use the box below to provide additional context for the data you have reported above. Context notes will be posted on the College Navigator website. Therefore, you should write all context notes using proper grammar (e.g., complete sentences with punctuation) and common language that can be easily understood by students and parents (e.g., spell out acronyms).

Non-applicable ▼

Section 1: Part G

**Part G – Net Price Calculation for Full-time, first-time degree/certificate-seeking undergraduate students awarded any Title IV federal student aid.**


Note:

- The following net price calculation is based on information that your institution reported in the Institutional Characteristics and Student Financial Aid components. For more information about the data your institution reported in the Institutional Characteristics survey component, please contact your institution's IPEDS Keyholder.

| Cost of attendance of components |  | YOUR PRIOR YEAR DATA | YOUR PRIOR YEAR DATA | YOUR CURRENT YEAR DATA |
|----------------------------------|--|----------------------|----------------------|------------------------|
|                                  |  | 2020-21              | 2021-22              | 2022-23                |
| 01                               | Published <u>tuition</u> and <u>required fees</u> (lower of in-state or in-district tuition rate for public institutions)  | 3,248                | 3,593                | 3,773                  |
| 02                               | <u>Books and supplies</u>  | 1,670                | 1,670                | 1,670                  |
| 03                               | <u>Food and housing</u> and <u>other expenses</u> by living arrangement  |                      |                      |                        |
|                                  | 03a <u>On-campus</u>   | 9,900                | 9,900                | 9,900                  |
|                                  | 03b <u>Off-campus (with family)</u>  | 3,900                | 3,900                | 3,900                  |
|                                  | 03c <u>Off-campus (not with family)</u>  | 10,400               | 10,400               | 10,400                 |
| 04                               | Number of these students by living arrangement   |                      |                      |                        |
|                                  | 04a <u>On-campus</u>   | 3                    | 8                    | 3                      |
|                                  | 04b <u>Off-campus (with family)</u>  | 15                   | 21                   | 21                     |
|                                  | 04c <u>Off-campus (not with family)</u>  | 13                   | 13                   | 12                     |
|                                  | 04d Unknown  | 0                    | 0                    | 1                      |
| 05                               | Weighted average for food and housing and other expenses by number of students for each living arrangement (excluding unknown values)<br>See instructions for the formula for this calculation | 7,206                | 7,055                | 6,567                  |

|    |   |        |        |        |
|----|---|--------|--------|--------|
| 06 | Total cost of attendance by income level<br>This value is calculated using the following formula: [G01+G02+G05]   | 12,124 | 12,318 | 12,010 |
| 07 | Average amount of grant or scholarship aid awarded to these students from the following sources: the federal government, state/local government, and the institution  |        |        |        |
|    | 07a \$0-30,000  | 5,416  | 5,419  | 4,885  |
|    | 07b \$30,001-48,000   | 3,392  | 5,239  | 6,182  |
|    | 07c \$48,001-75,000   | 1,040  | 3,268  | 3,481  |
|    | 07d \$75,001-110,000  | 500    | 1,923  | 2,345  |
|    | 07e \$110,001 and more  |        | 0      | 0      |
|    | 07f Total all income levels   | 4,366  | 4,501  | 4,487  |
| 08 | Average institutional <u>net price</u> for full-time, first-time degree/certificate-seeking undergraduate students (paying the lower of in-state or in-district tuition rate for public institutions) who were awarded any Title IV federal student aid by income level.<br>This value is calculated using the following formula: [G06-G07] |        |        |        |
|    | 08a \$0-30,000  | 6,708  | 6,899  | 7,125  |
|    | 08b \$30,001-48,000   | 8,732  | 7,079  | 5,828  |
|    | 08c \$48,001-75,000   | 11,084 | 9,050  | 8,529  |
|    | 08d \$75,001-110,000  | 11,624 | 10,395 | 9,665  |
|    | 08e \$110,001 and more  |        | 12,318 | 12,010 |
|    | 08f Total all income levels   | 7,758  | 7,817  | 7,523  |

As required by the *Higher Education Act of 1965, as amended*, these amounts will be posted on the U.S. Department of Education's College Navigator website.

 You may use the box below to provide additional context for the data you have reported above. Context notes will be posted on the College Navigator website. Therefore, you should write all context notes using proper grammar (e.g., complete sentences with punctuation) and common language that can be easily understood by students and parents (e.g., spell out acronyms).

Non-applicable ▼

Institution: Great Basin College (182306)

User ID: P1823061

Section 2: Military Servicemembers and Veteran's Benefits - Undergraduate Students

Section 2: Military Servicemembers and Veteran's Benefits - Undergraduate Students

Important Note:

- Report for **Post-9/11 GI Bill Benefits**: July 1, 2022 - June 30, 2023.
- Report for **Department of Defense Tuition Assistance Program**: October 1, 2022 - September 30, 2023

Reporting Reminders:

- Report program student counts and disbursed amounts known to the institution for the Veteran's Affairs and Department of Defense programs listed.
- Report unduplicated student counts within a category (e.g., Post 9/11 GI Bill Benefits), however, a student can appear in both categories (i.e., a student can be counted as a Post 9/11 GI Bill Benefits recipient and a Department of Defense Tuition Assistance recipient).
- Student recipients can also include eligible dependents.
- Consult with your campus certifying official, who may not be in the student financial aid office.
- For Post-9/11 GI Bill Benefits, do not include the matching institutional aid provided through the [Yellow Ribbon Program](#) if your school participated.
- Do not leave a cell blank. Enter zero (0) if your institution did not have beneficiaries for the financial assistance program or program level.

| Type of benefit/assistance                       | YOUR CURRENT YEAR DATA                           |  |  | YOUR PRIOR YEAR DATA   |
|--|--|--|--|--|
|  | 2022-23  |  |  | 2021-22  |
|  | Number of students receiving benefits/assistance | Total dollar amount of benefits/assistance disbursed through the institution | Average dollar amount of benefits/assistance disbursed through the institution | Average dollar amount of benefits/assistance disbursed through the institution |
|  | (1)  | (2)  | (3)  |  |
| <b>Undergraduate students</b>                    |  |  |  |  |
| Post-9/11 GI Bill Benefits                       | <input type="text" value="45"/>                  | <input type="text" value="100,992"/>   | <input checked="" type="checkbox"/> 2,244                                      | 3,586  |
| Department of Defense Tuition Assistance Program | <input type="text" value="8"/>                   | <input type="text" value="11,604"/>  | 1,451  | 1,365  |
| <b>Total</b>                                     | <b>53</b>  | <b>112,596</b>   | <b>2,124</b>   | <b>2,920</b>   |

Institution: Great Basin College (182306)

User ID: P1823061

Prepared by

**Prepared by**

Reporting Reminders:

- The name of the preparer is being collected so that we can follow up with the appropriate person in the event that there are questions concerning the data.
- The Keyholder will be copied on all email correspondence to other preparers.
- The time it took to prepare this component is being collected so that we can continue to improve our estimate of the reporting burden associated with IPEDS.
- Please include in your estimate the time it took for you to review instructions, query and search data sources, complete and review the component, and submit the data through the Data Collection System.
- Thank you for your assistance.

This survey component was prepared by:

|                       |                 |                       |                          |                                  |            |
|-----------------------|-----------------|-----------------------|--------------------------|----------------------------------|------------|
| <input type="radio"/> | Keyholder       | <input type="radio"/> | SFA Contact              | <input type="radio"/>            | HR Contact |
| <input type="radio"/> | Finance Contact | <input type="radio"/> | Academic Library Contact | <input checked="" type="radio"/> | Other      |

Name:

Email:

How many staff from your institution only were involved in the data collection and reporting process of this survey component?

Number of Staff (including yourself)

How many hours did you and others from your institution only spend on each of the steps below when responding to this survey component?  
*Exclude the hours spent collecting data for state and other reporting purposes.*

| Staff member  | Collecting Data Needed                  | Revising Data to Match IPEDS Requirements | Entering Data                           | Revising and Locking Data               |
|---------------|---|---|---|---|
| Your office   | <input type="text" value="3.00"/> hours | <input type="text" value="1.00"/> hours   | <input type="text" value="3.00"/> hours | <input type="text" value="2.00"/> hours |
| Other offices | <input type="text" value="2.00"/> hours | <input type="text" value="1.00"/> hours   | <input type="text" value="1.00"/> hours | <input type="text" value="1.00"/> hours |

Institution: Great Basin College (182306)

User ID: P1823061

Summary

Student Financial Aid Component Summary

The purpose of this summary is to provide you an opportunity to view some of the data that, when accepted through the IPEDS quality control process, will appear on the [College Navigator](#) website and/or your institution's Data Feedback Report (DFR). In addition, all data reported in IPEDS survey components become publicly available through the [IPEDS Use the Data](#) and appear as aggregated statistics in various Department of Education reports. [College Navigator](#) is updated approximately three months after the data collection period closes and DFRs will be available through the [IPEDS Use the Data](#) and sent to your institution's CEO at the end of 2024.

Please review your data for accuracy. If you have questions about the data displayed below or after reviewing the data reported on the survey screens, please contact the IPEDS Help Desk at: 1-877-225-2568 or [ipedshelp@rti.org](mailto:ipedshelp@rti.org).

| GENERAL INFORMATION          |   |
|------------------------------|---|
| Reporter Type                | Academic  |
| Calendar System              | Semester  |
| Award Levels Offered         | Postsecondary awards, certificates, or diplomas of less than 300 clock hours...<br>Postsecondary awards, certificates, or diplomas of 300-899 clock hours...<br>Postsecondary awards, certificates, or diplomas of at least 900 clock hours but less than 1,800 clock hours...<br>Associate's degree<br>Postsecondary awards, certificates, or diplomas of 1,800 or more clock hours...<br>Bachelor's degree<br>Full-time Undergraduate |
| Levels of Enrollment Offered | Full-time First-time, degree/certificate-seeking Undergraduate<br>Part-time Undergraduate<br>Part-time First-time, degree/certificate-seeking Undergraduate   |
| System                       | Nevada System of Higher Education   |

| Financial Aid Information Summary |   |                    |                       |                       |
|-----------------------------------|---|--------------------|-----------------------|-----------------------|
|                                   |   | Fall 2022          | Academic Year 2022-23 | Academic Year 2022-23 |
|                                   |   | Number of students | Federal Pell grants   | Federal Student Loans |
| 01                                | All degree/certificate seeking undergraduate students                   | 1,938              |                       |                       |
| 02                                | Number of students awarded aid  |                    | 648                   | 158                   |
| 03                                | Percentage awarded aid  |                    | 33                    | 8                     |
| 04                                | Total amount of aid awarded   |                    | 2,624,462             | 1,196,497             |
| 05                                | Average amount of aid awarded   |                    | 4,050                 | 7,573                 |
| 06                                | Full-time, first-time degree/certificate seeking undergraduate students | 116                |                       |                       |
| 07                                | Number of students awarded aid  |                    | 46                    | 7                     |
| 08                                | Percentage awarded aid  |                    | 40                    | 6                     |
| 09                                | Total amount of aid awarded   |                    | 210,787               | 42,743                |
| 10                                | Average amount of aid awarded   |                    | 4,582                 | 6,106                 |
| 11                                | All other degree/certificate seeking undergraduate students             | 1,822              |                       |                       |
| 12                                | Number of students awarded aid  |                    | 602                   | 151                   |
| 13                                | Percentage awarded aid  |                    | 33                    | 8                     |
| 14                                | Total amount of aid awarded   |                    | 2,413,675             | 1,153,754             |
| 15                                | Average amount of aid awarded   |                    | 4,009                 | 7,641                 |
| 16                                | All non-degree/non-certificate-seeking undergraduate students           | 1,259              |                       |                       |
| 17                                | Number of students awarded aid  |                    | 1                     | 1                     |
| 18                                | Percentage awarded aid  |                    | 0                     | 0                     |
| 19                                | Total amount of aid awarded   |                    | 4,310                 | 5,488                 |
| 20                                | Average amount of aid awarded   |                    | 4,310                 | 5,488                 |

| Pricing Information   |         |         |         |
|---|---------|---------|---------|
| Cost of attendance for full-time, first-time undergraduate students |         |         |         |
| Charges for full academic year                                      | 2020-21 | 2021-22 | 2022-23 |
| Published <u>In-state</u> Tuition + fees total                      | 3,248   | 3,593   | 3,773   |
| Published <u>Out-of-state</u> Tuition + fees total                  | 10,603  | 12,809  | 13,037  |
| <u>Books and supplies</u>   | 1,670   | 1,670   | 1,670   |
| <u>On-campus: Food and housing</u>                                  | 6,000   | 6,000   | 6,000   |
| <u>On-campus: Other expenses</u>                                    | 3,900   | 3,900   | 3,900   |
| <u>Off-campus (not with family): Food and housing</u>               | 6,500   | 6,500   | 6,500   |
| <u>Off-campus (not with family): Other expenses</u>                 | 3,900   | 3,900   | 3,900   |
| <u>Off-campus (with family): Other expenses</u>                     | 3,900   | 3,900   | 3,900   |

|                   |
|-------------------|
| Average Net Price |
|-------------------|

|  |                         | 2020-21 | 2021-22 | 2022-23 |
|--|-------------------------|---------|---------|---------|
| Average institutional net price for Full-time, first-time degree/certificate-seeking undergraduate students paying the lower of in-state or in-district tuition rate for public institutions who were awarded grant or scholarship aid from the federal government, state/local government, or the institution |                         | 7,824   | 7,058   | 7,472   |
| Average institutional net price for full-time, first-time degree/certificate-seeking undergraduate students paying the lower of in-state or in-district tuition rate for public institutions who were awarded any Title IV federal student aid by income level.  |                         |         |         |         |
|  | \$0-30,000              | 6,708   | 6,899   | 7,125   |
|  | \$30,001-48,000         | 8,732   | 7,079   | 5,828   |
|  | \$48,001-75,000         | 11,084  | 9,050   | 8,529   |
|  | \$75,001-110,000        | 11,624  | 10,395  | 9,665   |
|  | \$110,001 and more      |         | 12,318  | 12,010  |
|  | Total all income levels | 7,758   | 7,817   | 7,523   |

| Military Service Members and Veteran's Benefits         |  |  |
|---|--|--|
| Type of benefit/assistance                              | Number of students receiving benefits/assistance | Total dollar amount of benefits/assistance disbursed through the institution |
| <u>Post-9/11 GI Bill Benefits</u>                       |  |  |
| Undergraduate students                                  | 45   | 100,992  |
| Graduate students                                       |  |  |
| Total   | 45   | 100,992  |
| <u>Department of Defense Tuition Assistance Program</u> |  |  |
| Undergraduate students                                  | 8  | 11,604   |
| Graduate students                                       |  |  |
| Total   | 8  | 11,604   |



Institution: Great Basin College (182306)

User ID: P1823061

## Edit Report

## Student Financial Aid

| Source  | Description   | Severity    | Resolved | Options |
|---|---|-------------|----------|---------|
| <b>Screen: Student Counts and Financial Aid Award Amounts</b>                                   |   |             |          |         |
| Screen Entry  | The number of All Undergraduate students who were awarded federal student loans reported in Part B (line 03) means that less than 5% of all undergraduate were awarded this type of aid. Please correct your data or explain. (Error #7337)   | Explanation | Yes      |         |
| Reason  | Data is correct as reported   |             |          |         |
| Related Screens   | Part A - Establish Your Student Counts, Part B - Enter Information about All Undergraduates   |             |          |         |
| Screen Entry  | The average grant/scholarship aid awarded to non-degree/non-certificate-seeking students 11,246 is about 4 times larger than the average grant/scholarship aid awarded to degree/certificate-seeking students. Please provide a valid explanation for this reporting. (Error #7829)   | Explanation | Yes      |         |
| Reason  | Data is correct as reported   |             |          |         |
| <b>Screen: Page 2 - Full-time, first-time degree/certificate-seeking undergraduate students</b> |   |             |          |         |
| Screen Entry  | The average amount of this type of aid awarded to FTFT Undergraduate students is outside the expected range of between 4,100 and 5,464 when compared with the prior year value. Please check the number of students and the total amount of aid awarded to these students, and correct or explain the discrepant values. (Error #7147)  | Explanation | Yes      |         |
| Reason  | Data is correct as reported   |             |          |         |
| Screen Entry  | The average amount of this type of aid awarded to FTFT Undergraduate students is outside the expected range of between 5,183 and 6,547 when compared with the prior year value. Please check the number of students and the total amount of aid awarded to these students, and correct or explain the discrepant values. (Error #7147)  | Explanation | Yes      |         |
| Reason  | Data is correct as reported   |             |          |         |
| Screen Entry  | The average amount of this type of aid awarded to FTFT Undergraduate students is outside the expected range of between 5,273 and 6,637 when compared with the prior year value. Please check the number of students and the total amount of aid awarded to these students, and correct or explain the discrepant values. (Error #7147)  | Explanation | Yes      |         |
| Reason  | Data is correct as reported   |             |          |         |
| <b>Screen: Full-time, first-time degree/certificate-seeking undergraduate students</b>          |   |             |          |         |
| Screen Entry  | The number entered is outside the expected range of between 33 and 59 when compared with the prior year value. Please correct your data or explain. (Error #7169)   | Explanation | Yes      |         |
| Reason  | Data is correct as reported   |             |          |         |
| Screen Entry  | The calculated average amount of grant or scholarship aid awarded to FTFT awarded Title IV Aid students from the federal government, state/local government, or the institution for this income level is smaller than expected in comparison with the other income levels. Please check the values reported for the number of these students who were awarded any Title IV aid (Col. 1) and the total amount of grant or scholarship aid awarded to them (Col. 3) and correct your data or explain the discrepancy. (Error #7317) | Explanation | Yes      |         |
| Reason  | Data is correct as reported   |             |          |         |
| Screen Entry  | The number entered is outside the expected range of between 22 and 40 when compared with the prior year value. Please correct your data or explain. (Error #7169)   | Explanation | Yes      |         |
| Reason  | Data is correct as reported   |             |          |         |
| Screen Entry  | The total number of FTFT awarded Title IV Aid students who were awarded any Title IV aid across all income levels is outside the expected range of between 24 and 38 based on the prior year value. Please correct your data or explain. (Error #7333)<br><b>This edit and explanation were retained from the prior year (for reference) and do not need to be re-explained in the current year edit report.</b>  | Explanation | Yes      |         |
| Reason  | Data is correct as reported.  |             |          |         |
| Screen Entry  | The total amount of grant or scholarship aid awarded to FTFT awarded Title IV Aid students from the federal government, state/local government, or the institution across all income levels is outside the expected range of between 101,520 and 169,200 based on the prior year value. Please correct your data or explain. (Error #7332)<br><b>This edit and explanation were retained from the prior year (for reference) and do not need to be re-explained in the current year edit report.</b>                              | Explanation | Yes      |         |
| Reason  | Due the increase in the number of students, the amount awarded went up proportionally.  |             |          |         |
| <b>Screen: Military Servicemembers and Veteran's Benefits</b>                                   |   |             |          |         |
| Screen Entry  | This value is out of range compared to the prior year amount. Please correct your data or explain. (Error #7265)  | Explanation | No       |         |